




BORROWING AUDIOBOOKS



WITH YOUR APPLE or ANDROID DEVICE

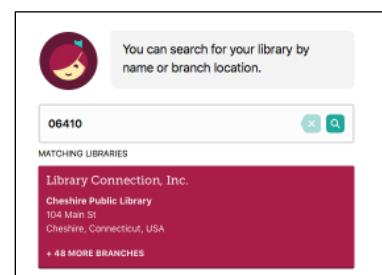
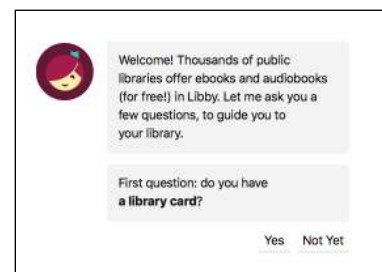
What You'll Need Before You Start:

1. Your Apple/Android device (Tablet, Smartphone, iPod Touch, etc) and a WiFi connection.
2. The free **Libby** app from the App Store / Google Play, (or use libbyapp.com on a browser).
3. Your Cheshire Library card number.




Getting Started:

1. Open the **Libby** app.
2. If this is your first time using the app, Libby will ask you several questions to help you set up your account. If you have Location Services activated on your device, Libby will search for libraries near you. Otherwise, you can also do a manual search by entering Cheshire's zip code (06410) in the search box. Select Library Connection, Inc. (Cheshire Library's consortium).
3. Once you've selected Cheshire Library, you'll be prompted to enter your library card number. Enter the 14-digit number starting with 21209, found on your library card, and Sign In.



Libby will remember your library and card# each time you open the app.

4. You're now ready to browse and borrow from our Downloadable Catalog. You can browse titles by


scrolling down to the different categories, or click on the  icon at the bottom of the screen to look for a specific title.

5. When you find an item you'd like to download, select the title and you will have the option to **Borrow**, (which means the title is available to download now), or **Place Hold**, (which means the item is not yet available and you will be added to the wait list).

Note: Make sure you are viewing the correct format before checking out, **AUDIOBOOKS** have an earphones icon on them, **EBOOKS** do not.

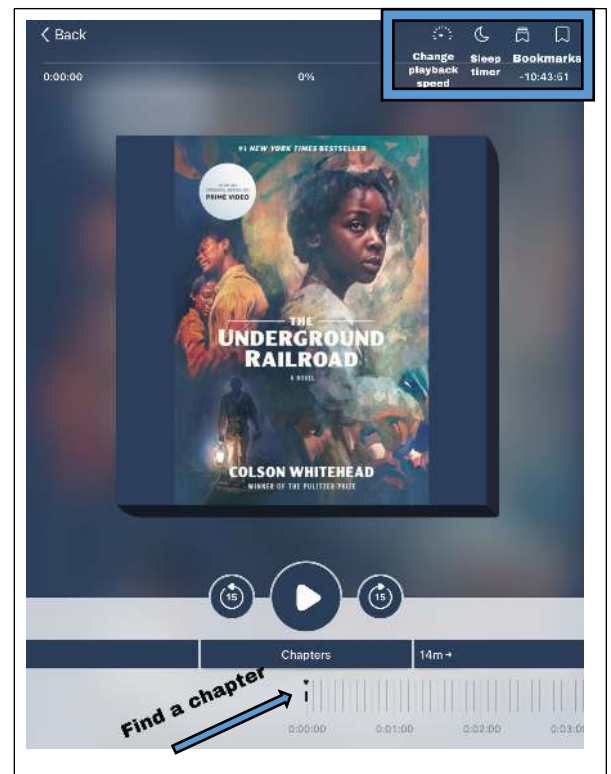


6. Once you've borrowed an item you can start reading it immediately! The app will also remember where you left off the next time you open it. To see the books you have checked out, select the **"Shelf"** icon at the bottom of the screen. You may have up to 10 items checked out at one time.



7. To navigate through your audiobook, select a chapter or use the slider at the bottom of the screen. You can also choose a saved bookmark and change playback speed at the top of the screen.

8. To Return an audiobook Before the Due Date: Your audiobook will automatically expire after 21 days, unless you change the default setting. If you would like to return your audiobook earlier, select the book from your shelf, then select "Manage Loan".



See more at: <https://help.libbyapp.com>

Visit <https://www.cheshirelibrary.org/download-help/>
or call Cheshire Library at 203-272-2245.