

RBdigital: eBooks, eAudiobooks , eMagazines.



RBdigital eBooks and Audio has thousands of titles for your PC or Mac. Audiobooks can be streamed in a browser. eBooks and audiobooks can be downloaded to your computer with additional software. RBdigital magazines

- **Checkouts:** 10 eBooks and 10 audiobooks
- **Holds:** 10 eBooks and 10 audiobooks
- **Renewals:** 1 if there are no holds
- **Loan period:** 10-14 days for eBooks and eAudiobooks; Magazines do not expire.

RBdigital is not compatible with Kindle e-ink devices (like Kindle Paperwhite) at this time. Have a smartphone or tablet? Download the **RBdigital app**, which includes digital magazines.

Register & Download App / Software (a one-time process)

1. Go to **RBdigital** from the front page of our website, (www.cheshirelibrary.org), select **Register** in the top right and complete the form.





Note: If you used OneClickdigital or Zinio in the past, you already have an RBdigital account. Use that account info to sign into RBdigital.

2. Download the RBDigital App if you are going to use RBDigital on a mobile device. Apps are available for Android, Apple, and Kindle Fire devices.
3. If you are using RBDigital on a computer, go to **RBdigital Help/Support** to download the necessary software:
 - Adobe Digital Editions to download eBooks to your computer
 - RBdigital Media Manager to download audiobooks directly to your computer.

Magazines can be viewed through your computers browser with no additional software required, or downloaded to Android, Apple, and Kindle Fire HD/HDX devices.

Borrow and use content


1. Go to **RBdigital**. If needed, **Sign in** in the top right.
2. Find and borrow items:

- To browse, open the menu in the upper left corner , select **Books** or **Magazines**.
- To search, click  and select **Audiobooks**, **Magazines**, or **eBooks**. Enter a keyword to search by title, author or topic. If desired, click **Advanced Search** for options like genre, availability, audience and more. Click **Search**.
- Click a book's cover to learn more and confirm its type:  **Audiobook** or  **Book**
- Select **Checkout** to borrow it or **Hold** to place a hold on an eBook or Audiobook. (Magazines are always available for immediate download)


3. To open a borrowed title on your computer:

Audiobook: Once your checked-out title is displayed in the RBdigital Media Manager, you can click on the "Download and Transfer" button to download the title to your computer and then onto your device. If your title has already been downloaded onto your computer, you can transfer to a supported device by clicking on the "Transfer" button. You will receive a message when the transfer is complete.

eBook: Once you have checked out, you will be prompted to download your eBook, and Adobe Digital Editions will open and begin the download process. Once your eBook is downloaded to Adobe Digital Editions, you can transfer it to an ereader by connecting your device to your computer with a USB cable. Once your device is connected to Adobe Digital Editions, you can click and drag the titles you want to the ereader's icon.

Magazine: Open the menu  in the upper left corner. Select **Checked Out** to see the items you have checked out, select **Magazines** and begin reading in your computer's browser, no additional software required.

4. To open a borrowed item in the RBDigital mobile app:

Open the menu  in the upper left corner. Select **Checked Out** to see the items you have checked out, follow the prompts to download the desired items.

More Questions? Visit RBdigital's Help Page: <https://cheshirect.rbdigital.com/help>