



# BORROWING EBOOKS



## WITH YOUR APPLE or ANDROID DEVICE

*(including modified Android devices Kindle Fire and Nook Tablet)*

### What You'll Need Before You Start:

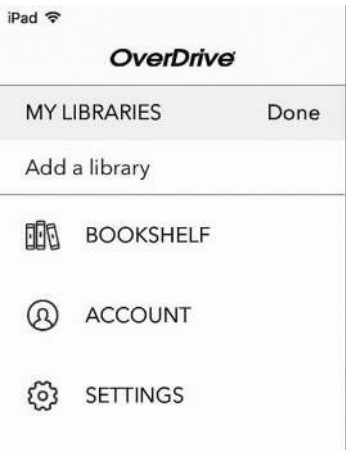
1. Your Apple device (iPad, iPhone, iPod Touch) and a WiFi connection.
2. Download the **OverDrive Media Console** app from the app store.
3. Your Cheshire Library card number.
4. You'll also need an Adobe ID and password if you are downloading EPUB books. Don't have an Adobe ID? No problem. We'll get to that.



A  
P  
P  
L  
E  
—  
A  
N  
D  
R  
O  
I  
D

### Getting Started:

1. Open the **Overdrive Media Console** app.
2. If this is your first time using the app, tap **Add a Library**. Type in "06410" and Search. Select Cheshire Public Library, then select Library Connection, Inc (our consortium).



3. The front page of our Downloadable Catalog will open. **Sign in** using your Cheshire Library card #.


You can browse ebooks by using the **Menu Icon**  at the top of the page, or you can search for a specific title using the **Search Icon**  *Search*

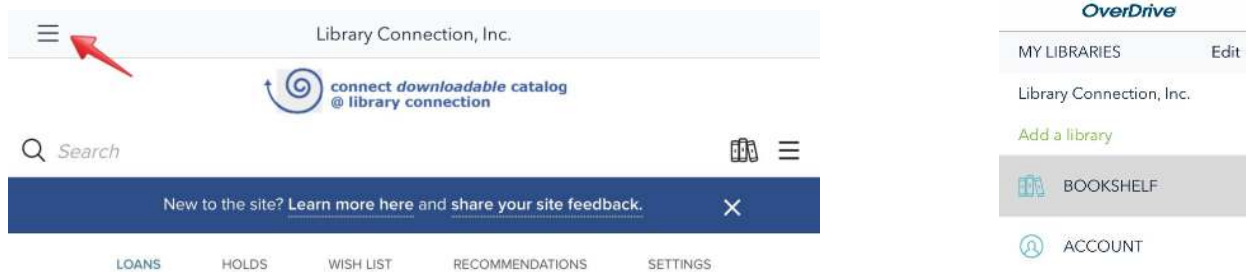
4. When you find an item you'd like to download, select the title and click **BORROW**, which means the title is available to download now. If you only see the option to **PLACE A HOLD**, that means all our digital copies are currently checked out and you'll need to place a hold—just like a physical book.

5. Once you've Borrowed an item (you are allowed to borrow up to 10 items on your account at a time), you will be prompted to add the item to the OverDrive App.


ADD TO APP

## Ready To Download:

1. Select the Menu Icon  to open the left sidebar in the app. Select Bookshelf to see your borrowed items.



2. Select your eBook to download to your device. If you are downloading the EPUB format for the first time, you may be prompted to enter your **Adobe ID** to confirm your device. If you do not have an **Adobe ID**, select **Get ID** and follow the steps.

3. Start reading! To navigate through your eBook, just swipe left or right. Add bookmarks by tapping the icon  in the upper right corner. Tap Your eBook will return itself at the end of the lending period.

### To Return an eBook Before the Due Date:

Your eBook will automatically expire after 21 days, unless you change the default setting. If you would like to return your eBook earlier, please see instructions for all devices on this page:

<http://help.overdrive.com/article/2065/How-to-return-titles-before-the-end-of-your-lending-period>

See more at: <http://help.overdrive.com/article/0043/How-to-borrow-audiobooks-and-eBooks-using-an-iOS-device-iPhoneiPadiPod-touch#sthash.IUCb8gb2.dpuf>

### Need More Help?

Visit <http://cheshirelibrary.com/how-do-i/download-a-book/>  
or call Cheshire Library at 203-272-2245.

*[iPad Customer Service Hotline: 1-800-275-2273]*