
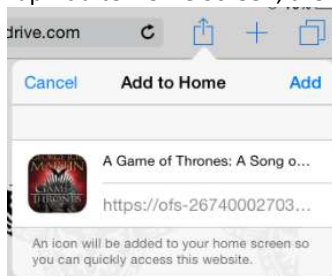


To read OverDrive Read eBooks offline on an iOS device

1. Borrow and open an OverDrive Read eBook from your library's OverDrive website.

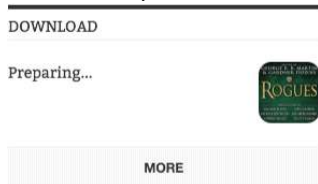
2. Select the **Share** button (which looks like this: ) in the Safari browser.

3. Tap **Add to Home Screen**, then **Add**.



4. Open the book from your home screen, and log in with your library card.

5. Open the **Read** menu, and check the "Download" panel. It may take a few moments for the book to finish preparing. Once it's done, it should automatically download.

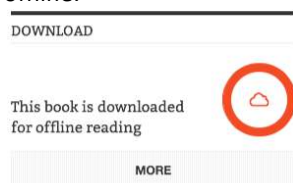


The download may take a few minutes to complete, depending on your internet connection and the size of the book.



If the book doesn't download automatically, click or tap the **cloud** icon to start the download.

6. Once the download is finished, you're ready to go offline.



When you're finished reading the book, or when the lending period expires, you can remove the icon from your home screen like any other iOS app.

To read OverDrive Read eBooks offline on a non- iOS device

Open the Read menu on larger screens by selecting the **Menu** button at the top of the screen.



Or, on smaller devices (like smartphones), tap the middle of the screen, then the **Menu** icon.



Select the **cloud** icon under the "Download" section to save the book for offline reading.



Note: Not all browsers are compatible with offline reading mode. If you're using an iOS device, it works a little differently. Please use the [second set of instructions](#) to use offline mode.

Once you click the **cloud**, the book you're reading is saved to your browser's cache. Please note that if you clear the cache, you'll also clear any OverDrive Read eBooks you've downloaded. There is no limit to the number of times you can download these eBooks, so you can download them again whenever you need to during the lending period.

Note: Some eBooks (especially those with pictures or narration) are too large to completely cache in your browser, so you'll only be able to save a portion of the book.

If you need to save space on your device, click the **cloud**, then the **X** twice to clear a book from your browser cache.



Before you go offline, save the URL (address) for the OverDrive Read eBook you downloaded (we recommend bookmarking it in your browser). Then, once you're offline, you'll need to open your web browser and go to the URL of the OverDrive Read eBook (or, just open your browser bookmark) to keep reading it. This can be done without an internet connection.